



A new easy solution!

to get clean, healthy, fresh & comfortable
car and house

PRIMO Autocare & Homecare presents a series of care & cleaner products designed to fulfill latest premium quality US & European technology standard with the most easy & efficient usage.


PRIMO Autocare & Homecare products fulfill the standard of Indonesia Department of Health with proper certification and routinely performs quality control and improvement in cooperation with accredited laboratories, departments and universities with concerns in health and environment.

Therefore, taking regular care for your car & home
is not a heavy and difficult chores anymore,
it becomes your new easy and fun routine life!

COMPANY PROFILE	3
PRIMO IN EVERYDAY LIFE - <i>MOTORCYCLE</i>	4
PRIMO IN EVERYDAY LIFE - <i>CAR</i>	5
PRIMO IN EVERYDAY LIFE - <i>HOUSE</i>	6
PRIMO IN EVERYDAY LIFE - <i>BUILDING</i>	7

AUTO CARE & HOME CARE

HEALTH AIR FRESHENER

REFRESH & AQUOS 	9
Health Air Freshener	
REFRESH MATIC	10
Air Freshener with Automatic Dispenser	

INTERIOR CLEANER & POLISHER

SNOWY CLEANER 	11
Multi-Purpose Foam Cleaner	
FURNI SHINE 	12
Interior Cleaner, Polisher & Protector	
METAL POLISH	13
Cleans, Polishes & Protects Metal Surface	
GLASS POLISH	14
Cleans, Polishes & Protects Glass Surface	
STAIN OFF	15
Stain & Dirt Remover	

ELECTRONIC & COMPUTER CLEANER

CIRCUIT CONTACT CLEANER	16
--------------------------------	----

MULTI-PURPOSE LUBRICANT



LUBE 10	17
Parts cleaner, multi-functions lubricant & economical slight rust dissolver	
SLICKER & SLICK WAX	18-19
Two Ultimate Choices Modern Multi-Functions Lubricant Spray	

ADVANCED RUST, SCALE DISSOLVER & PROTECTOR


RUST STOPPER	20
Rust killer (converts rust into a permanent black layer of anti-rust)	
RUST BUSTER	21
Rust & Concrete Dissolver	
RUST PROTEX	22
Rust Protection - Waterproof Lubricant	
ZINC COAT	22
Micro Metallic Zinc - Anti-Rust Coating	

HOME CARE

CLEANER, POLISHER & DISINFECTANT

OVEN & GRILL CLEANER	38
<i>CRYSTAL CLEAR</i> 	
GLASS & HARD-SURFACE CLEANER & PROTECTOR	39
Glass & Hardsurface Cleaner with Anti-bacteria & Protective Polymer	
<i>CRYSTAL CLEAR - KITCHEN CLEANER</i> 	40
Kitchen Cleaner with Disinfectant & Protective Polymer	

BATHROOM & TILE CLEANER

PORKLIN 	41
Anti-Bacterial Cleaner: <i>bathroom, toilet, kitchen, porcelain & ceramic</i>	
DRAIN FORCE	42
Liquid Drain Opener with Clog Specific Formulation	

AUTO CARE

EXTERIOR CLEANER & POLISHER

BLACK SHINE	24
Tyre cleaner, polisher & protector	

PAINT PROTECTOR

TURBO WASH AND WAX	25
Car Shampoo with Carnauba Wax	
QUICK SHINE	26
Liquid Car Wax	
QUICK SHINE (motorcycle)	27
Liquid Motorcycle Wax	

OIL & FUEL BOOSTER

POWERMAXI	28-29
Metal Treatment (NIB) Concentrated Additive	
NITRO RACE	30
Complete Fuel Booster & Conditioner	

CAR MACHINERIES - CLEANER & DEGREASER

TURBO CARB	31
Carburator & Injector Cleaner	
BRAKE & PART CLEANER	32
ENGINE & PART CLEANER & DEGREASER	32

CAR MACHINERIES - PROTECTOR

BELT DRESSING	33
BATTERY PROTECTOR	33



BRAKE FLUID, RADIATOR COOLANT & FLUSH

BRAKE FLUID HD 3 & 4	34
RAD - COOL (concentrate, 10, 30, 50)	35
Radiator Coolant, Lubricants, Anti-Rust & Anti-Crust	
RAD - FLUSH	36
Radiator Flush	
SUPER ENGINE FLUSH	36
Oil System Treatment	

ELECTRONIC & COMPUTER CLEANER

<i>CRYSTAL CLEAR</i> - LCD & OPTICAL LENS CLEANER	43
---	----

HEALTH SKIN CARE - HAND CLEANER

ANTI-BACTERIAL HANDSOAP 	44
Hand Cleaning Rich Formula <i>with Foam + Anti-Bacteria + Skin Conditioner</i>	
INSTANT STERILE HAND SANITIZER 	45
Anti-septic Liquid Hand Sanitizer	



In Brief

PRIMO is the registered trade mark property of JC Group Companies (Taiwan, USA, China, Hong Kong, Philippines, Singapore, Indonesia).

PRIMO distributes Chemical Maintenance, Auto & Home Care products, Lubricants produced under International Quality System Standard guaranteed with Registered Lubricant Number, have exceed API Service Quality Classifications and passed extensive quality tests to supply various types of products that fulfill the latest maintenance efficiency requirements in automotive, transportation, industry, marine, agriculture, mining, drilling & other specialty needs.




Sales & Technical Support Team

The wide spectrum of PRIMO products is supported by tens of years experience in their specialties with full understanding about the importance of commitment & service.

PRIMO continuously improves product's quality and value with services committed to qualities. These are achieved by focusing on intensive & continuous training for staff, innovation in working process, solid teamwork, and open communication between customers and PRIMO staff.

To fulfill customers' need, PRIMO Sales & Technical Support Team also offers products & services designed according to specific need for minimizing operational cost, maximizing productivity & company profit and to help maintain high standard product quality, including :

- consultation on maintenance & choosing most effective products
- laboratory and on-site analysis
- programs for handling maintenance products
- training programs



BODY PAINT

- TURBO WASH & WAX (shampoo + wax)
- POLISHING COMPOUND
- PLATINUM GLOSSY WAX (paste motorcycle wax)
- QUICK SHINE (liquid motorcycle wax)

FIBER GLASS PARTS

- QUICK SHINE (liquid motorcycle wax)

CIRCUIT MECHANISM

- CIRCUIT CONTACT CLEANER

FUEL TANK

- NITRO RACE

INJECTOR

- TURBO CARB

LEATHER SEAT

- SNOWY CLEANER
- FURNI SHINE

MUFFLER

- METAL POLISH

VELG

- METAL POLISH

TYRE

- QUICK SHINE (liquid motorcycle wax)

BOLT, NUT

- SLICKER (ultimate 1st choice)
- LUBE 10 (cleaner & lubricant)

BRAKE SYSTEM

- BRAKE & PARTS CLEANER
- BRAKE FLUID HD 3 & 4

CHAIN & SPROCKETS

- SLICK WAX (ultimate 1st choice)
- LUBE 10 (cleaner & lubricant)

ENGINE

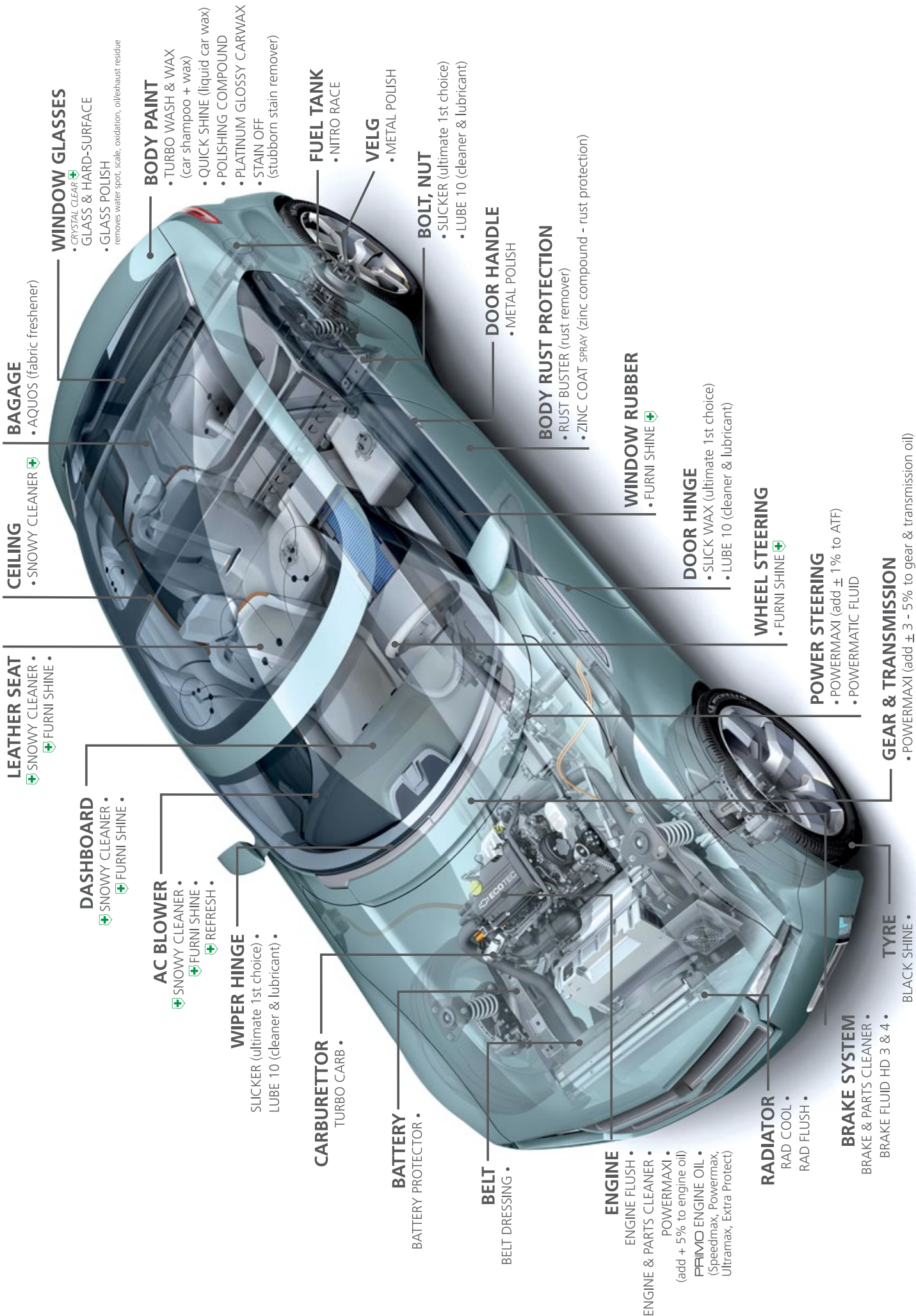
- ENGINE FLUSH
- ENGINE & PARTS CLEANER
- POWERMAXI (add + 3-5% to engine oil)
- PRIMO ENGINE OIL (Supreme Racing 10W40/ API S1, Grand Racing 20W50/ API SG)

GEAR & TRANSMISSION

- POWERMAXI (add \pm 3 - 5% to gear & transmission oil)

SHOCK BREAKER

- QUICK SHINE (liquid motorcycle wax)



LEATHER SEAT
 + SNOWY CLEANER •
 + FURNI SHINE •

CEILING
 • SNOWY CLEANER +

BAGAGE
 • AQUOS (fabric freshener)

WINDOW GLASSES
 + CRYSTAL CLEAR
 GLASS & HARD-SURFACE
 GLASS POLISH
 removes water spot, scale, oxidation, oil/exhaust residue

DASHBOARD
 + SNOWY CLEANER •
 + FURNI SHINE •

AC BLOWER
 + SNOWY CLEANER •
 + FURNI SHINE •
 + REFRESH •

BODY PAINT
 • TURBO WASH & WAX
 (car shampoo + wax)
 • QUICK SHINE (liquid car wax)
 • POLISHING COMPOUND
 • PLATINUM GLOSSY CARWAX
 • STAIN OFF
 (stubborn stain remover)

WIPER HINGE
 SLICKER (ultimate 1st choice) •
 LUBE 10 (cleaner & lubricant) •

CARBURETTOR
 TURBO CARB •

FUEL TANK
 • NITRO RACE

BATTERY
 BATTERY PROTECTOR •

BOLT, NUT
 • SLICKER (ultimate 1st choice)
 • LUBE 10 (cleaner & lubricant)

BELT
 BELT DRESSING •

DOOR HANDLE
 • METAL POLISH

ENGINE
 ENGINE FLUSH •
 ENGINE & PARTS CLEANER •
 POWERMAXI •
 (add + 5% to engine oil)
 PRIMO ENGINE OIL •
 (Speedmax, Powermax,
 Ultramax, Extra Protect)

RADIATOR
 RAD COOL •
 RAD FLUSH •

BRAKE SYSTEM
 BRAKE & PARTS CLEANER •
 BRAKE FLUID HD 3 & 4 •

WINDOW RUBBER
 • FURNI SHINE +

DOOR HINGE
 • SLICK WAX (ultimate 1st choice)
 • LUBE 10 (cleaner & lubricant)


WHEEL STEERING
 • FURNI SHINE +

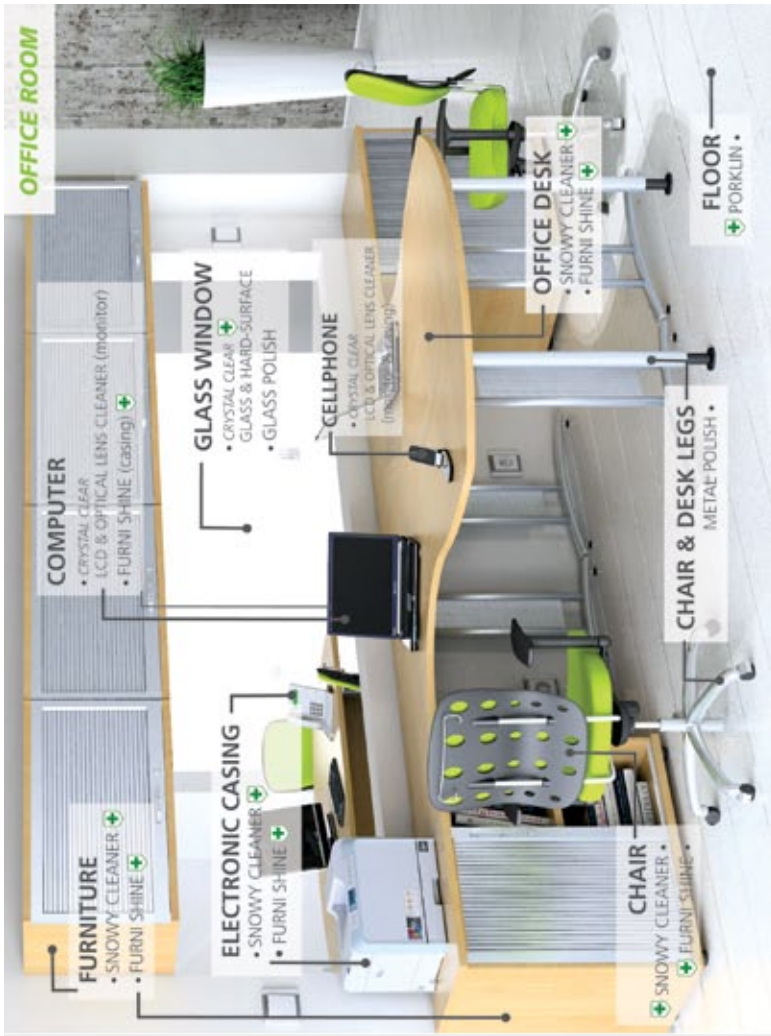
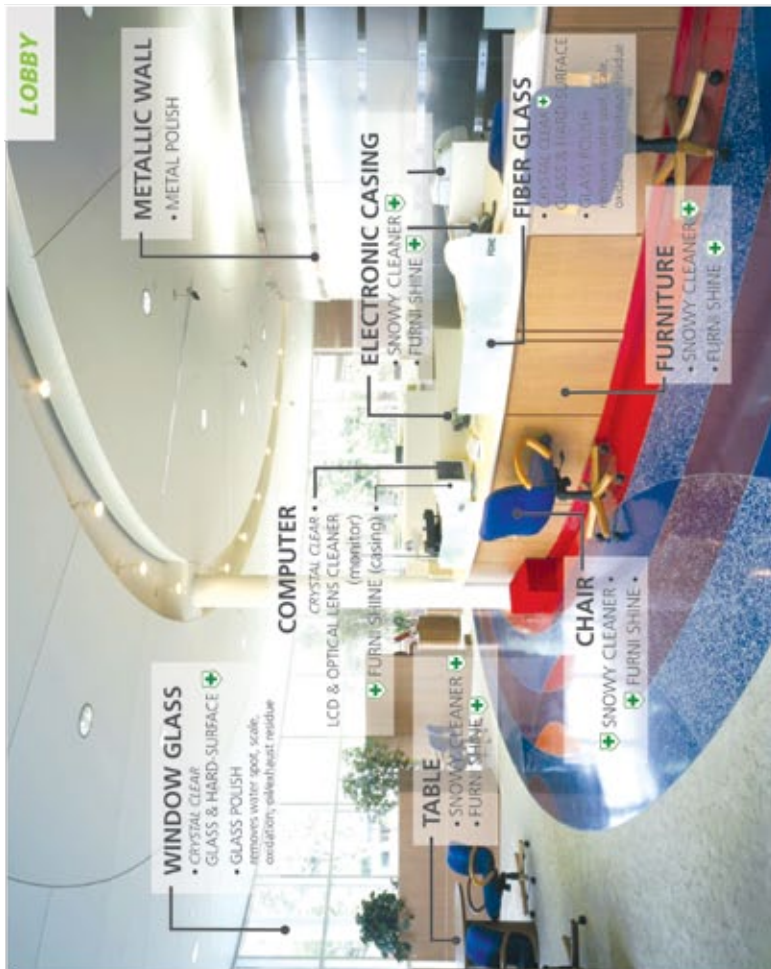
POWER STEERING
 • POWERMAXI (add ± 1% to ATF)
 • POWERMATIC FLUID

BODY RUST PROTECTION
 • RUST BUSTER (rust remover)
 • ZINC COAT SPRAY (zinc compound - rust protection)

GEAR & TRANSMISSION
 • POWERMAXI (add ± 3 - 5% to gear & transmission oil)

TYRE
 BLACK SHINE •







AUTOCARE
HOME CARE





REFRESH

Health air freshener with:

- Anti-bacterial (kills 99.9% of germs*)⁺
- Neutralizes odor, including the smell of cigarette smoke
- Extensive range of Health Aromatherapy Essential Oil
- Healthy room, fragrant and refreshing

How to use:

1. Spray directly into AC grid while AC is turned off
2. Allow 3-5 minutes for bacteria killer to work
3. Turn on air conditioner & close the door for 3 minutes for odor absorbent to work
4. Enjoy a healthy room, fresh and fragrant with health aromatherapy



**) Independent lab test result. Bacteria: Pseudomonas aeruginosa, Staphylococcus aureus, Salmonella choleraesuis, Streptococcus faecalis, Escherichia coli O157:H7, Methicillin & Gentamycin Resistant Staphylococcus aureus (MRSA & GRSA), Vancomycin Resistant Enterococcus faecium (VRE), Vancomycin Intermediate Resistant Staphylococcus aureus (VISA), Penicilin Resistant Streptococcus pneumoniae (PRSP); Viruses: HIV-1 (AIDS virus), Hepatitis A Virus (HAV), Herpes Simplex Type 1, Herpes Simplex Type 2*


Applications:



Spray directly to AC blower, car baggage, under the seat, spilled food/drink area, trash can, car seat, drawer, car baggage, helmet, curtain, carpet & damp area.



Spray directly to AC blower, trash can, room, ceiling, upholstery, drawers, trunks, helmets, curtains, carpets & other difficult to reach area with stronger, wider & smoother spray without leaving any stain.



Packaging:

Aerosol Can 270 mL & 70 mL


Fragrance available:



Relaxing Green Tea



Soothing Sea Breeze



Soothing Floral




Energizing Lemon

Also available REFRESH formula in NON AEROSOL packaging:

AQUOS

How to use: Spray directly into source of odor

Fragrance available:



Energizing Lemon



Soothing Floral



Energizing Rich Tropical Fruit



Relaxing Aloe Vera



Relaxing Green Tea

Packaging: 60 mL Spray Bottle





REFRESH MATIC

Health air freshener with automatic dispenser*:

- Neutralizes odor, including the smell of cigarette smoke
- Extensive range of Health Aromatherapy Essential Oil
- Healthy room, fragrant and refreshing

*) Also can be used manually to neutralize bad odour.

REFRESH Matic will not only bring fragrant air but healthy & odour free air up to 3400 metered sprays at room, toilet, kitchen, car, café, restaurant, office, hotel, hospital, shopping center, etc.



How to use:

1. Insert can into Automatic Air Freshener dispenser.
2. Set timer to desirable interval, recommended to place the automatic air freshener dispenser around 2.2 m above the ground.

Fragrance available:



Relaxing Green Tea



Soothing Sea Breeze



Soothing Floral



Energizing Lemon

Packaging: Aerosol Can 320 mL & 300 mL

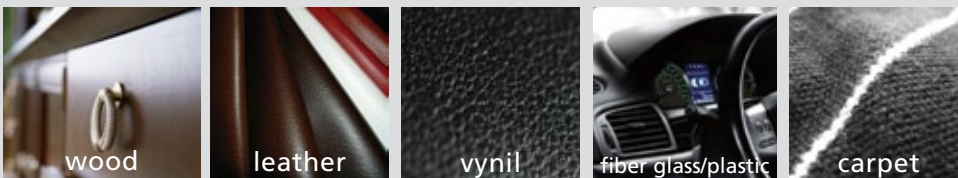


SNOWY CLEANER

Multi-Function Cleaner with MAGIC FOAM
with disinfectant (Kills 99.9% of Germs*) + ODOR Absorbent

**) Independent lab test result*

Suitable for dirty surface, long abandoned tough stains
Effectively eliminates smell from bacteria, spilled drinks / food.



Applications: For various types of surface: metal, wood, leather, vinyl, fiber glass/plastic, porcelain, ceramic, carpet, such as:



dashboards, sound system panel, indoor air-conditioner, steering wheel, seats, ceilings, carpets and wood surfaces.



computer/TV/sound system casing, indoor AC (including AC blower), cupboard, window, table, chair, leather/vinyl seat, bathroom and also carpet.



How to use:

Note: Try first by spraying into hidden areas, if the color changes, do not use!

1. Shake before use
2. Spray 15-20 cm from surface to be cleaned. Leave for 30-60 seconds for magic foam to work
3. For electronic casing, DO NOT spray directly to surface but spray SNOWY CLEANER to clean cloth/sponge
4. Rub with damp cloth or sponge; wipe surface with dry cloth
5. For maximum protection, treat surface with FURNI SHINE after cleansing process with SNOWY CLEANER


Packaging: 500 ml Aerosol Can



FURNI SHINE

INTERIOR CLEANER, POLISHER & PROTECTOR

+ non-sticky Silicone protection + anti-static & UV protection

- With disinfectant (kills 99.9% of germs*)  and eliminates unpleasant odor
- Dust and stains will not easily stick back
- Material more durable, soft & not easily cracked
- Maintains elasticity & color

*) Independent lab test result

Suitable for routine maintenance, for long abandoned dirty areas & tough stains use SNOWY CLEANER first before coating with protector containing FURNI SHINE.



Applications: Specifically for leather, vinyl, rubber, plastic, fiber and wood, such as:



dashboards, seats, steering wheel, window's rubber seals, rubber part of wipers, sound system casings, air-conditioner grille, bumpers, tires, rear view mirror casing, etc



sofa (rubber/leather/vinyl), window rubber, electronic casing, AC indoor, bag, belt, purse, leather shoes, etc



How to use:

Note: Try first by spraying into hidden areas, if the color changes, do not use!

1. AEROSOL: shake well before & during use. Spray evenly at 15-20 cm distance until surface covered with foam
BOTTLE: apply on soft cloth/sponge or directly on surface (liquid)
2. AEROSOL: Let foam works for 30-60 seconds. Buff evenly all surface area until attached dirt is completely removed.
3. Wipe with soft, dry & clean cloth with firm circular motion until the surface turns bright & shiny.

Packaging: Aerosol 500 mL, 250 mL Bottle & 60 mL



METAL POLISH

Cleans, Polishes & Protects Metal

New Formula Cream + Scrubbing Agent
Powerfully removes oxidation & rust stains

- Making metal and glass clean and shiny as new with protective coating, adhered dirt & stains easily cleaned
- Designed specifically to replace conventional acid glass cleaning fluid that can damage glass protective layer
- Safer with fresh scent. Unlike other products made from solvent with harsh odour

Applications: cleans, removes oxidation spots and rust, polishes and restores metal shine like new on: stainless steel, aluminium, chrome, magnesium, copper, bronze, nickel, and brass.

Also able to clean water spot on glass, porcelain, ceramic; clean & shine bathroom sink, bathtub, metal furniture, metal coating lamp, stainless steel/chrome kitchen set, exhaust, metal statues, musical instrument, clock, enamel coat, metal fitting in boat/ship, automotive & household.

How to use:

Because of its scrubbing agent, stirring/shaking the container before use may be required. It is advised to try first into hidden areas, if the color changes, do not use! Work on small part at a time, do not work on large areas to prevent drying.

1. Pour directly to material or damp cloth then wipe evenly on entire surface
2. Gently rub with circular movements until all stain removed by Metal Polish fine grains
3. Wipe with dry & clean cloth with scrubbing motion until surface turns bright & glossy

WARNING: Do not use on painted surface, paint can be damaged / layers of paint can be removed because of its scrubbing agent.

Packaging: 320 gr Bottle, 320 gr Jar





GLASS POLISH

Cleans, Polishes & Protects Glass

New scientific technology cream cleanser formulated with special surfactant and micro scrubbing agent

Powerfully removes water spot, scale, oxidation, oil/exhaust residue

- Making glass clean and shiny as new with protective coating, adhered dirt & stains easily cleaned
- Designed specifically to replace conventional acid glass cleaning fluid that can damage glass protective layer
- Safer with fresh scent. Unlike other products made from solvent with harsh odour

Applications:

Removes water scale, oxidation, oil/exhaust residue from glass surfaces at cars, houses, factories, marines, etc

Also can be used on chrome, stainless steel, copper and porcelain.

How to use:

Because of its scrubbing agent, stirring/shaking lightly the product before use may be required. It is advised to try first into hidden areas, if the color changes, do not use! Work on small part at a time, do not work on large areas to prevent drying.

1. Apply sufficient GLASS POLISH on surface or clean sponge/soft cloth & start working on small area.
2. Before turns dry, rub surface until spots or rust are removed
3. Wipe with clean & dry cloth until the surface turns clean & shine
4. It's advised to always cleans glass surfaces with **PRIMO CRYSTAL CLEAR - GLASS & HARDSURFACE CLEANER** & apply GLASS POLISH regularly every 6 months for maintenance.

WARNING: Do not use on painted surface, paint can be damaged / layers of paint can be removed, because of its scrubbing agent.

Packaging: 320 gr & 100 gr Jar





STAIN OFF

Removes Stain & Dirt

- Easy to use – works fast
- Liquid solvent, clear as water, will not leave spots on surface



Cleans tough stains:

markers, shoe polish, crayons, old chewing gum, wax, adhesive tape, wet paint, tree sap, make-up, scratch marks, stickers, glue, oil, grease, tar, asphalt on car body, house interior and exterior.

How to use:

Test first on hidden part of surface to be cleaned before use with white cloth. If the surface's color stains on the white cloth, do not use it.

Hard Surface:

1. Pour directly on tough dirt or to clean cloth, then rub it to surface
2. Leave for a few minutes for STAIN OFF to start working
3. Wipe to dry with clean cloth or rinse with water


Carpet & upholstery

Do not apply STAIN OFF directly to carpeting, as it may loosen carpet from its backing.

1. Apply STAIN OFF to a clean cloth
2. Gently brush stain, repeat if necessary
3. Rinse area with water, blot dry with clean towel

Packaging: 250 mL bottle, 60 mL Spray Bottle





CIRCUIT CONTACT CLEANER

Strong solvent cleaner

Easily evaporates without residue

Safe and multi-functions

Chlorine & CFC Free! Environmentally Friendly



Applications:

Intended for removes dirt, flux, oil, grease and other contaminants from precision equipment, vending machines, slot machines and electronic equipment that helps prevent contract failure or malfunction by dissolving and rinsing away contaminants.

Multi-uses for: circuit breaker, circuit board, contactor, laboratorial, computers, equipment, tape, radio, video head, copiers, cash register, electric motor, telecommunication, etc.

How to use:

1. Spray liberally on surfaces to be cleaned, allow running off. Use extension tube for inpoint cleaning
2. Use an abrasive on surfaces for heavy carbon deposits or heavy rust residue; use the product with intermittent spray before reactivating system
3. Periodic planned maintenance will prolong the life of component and help eliminating deposits that can cause leakage. Use resistance measurements to determine frequency or application
4. Not recommended to be used while the equipment is running

Packaging: Aerosol can 270 mL, 150 mL, 100 mL





LUBE 10

Parts cleaner, multi-functions lubricant and economical slight rust dissolver



- **Cleans & dissolves:** slight rust, old glue, stickers, paints, asphalt, tar on car body, spare parts, mechanical, etc.

- **Eliminates moisture, prevents electrical contact / short circuit** (spark plugs, cables, dynamo)



- **Anti Rust Lubricant with light anti-rust & corrosion**

- **Fast penetration** (loosens tight bolts, lubricates door hinges, lock, cable mechanism, brakes, clutch, seat springs, shock absorbers, bicycle / motorcycle chains, etc.)



How to use:

1. Shake can before use
2. Spray directly to desired parts
3. Repeat as necessary for maximum results
4. Can be used while engine running
5. Repeat spraying every 5-6 weeks for routine cleaning & maintenance

Suitable to clean parts from slight rust, deposit, and dirt stucked in used lubricant left before lubricating with SLICKER / SLICK WAX (ultimate modern lubricant spray with NIB).


Packaging: Aerosol Can 400 mL



SLICKER



SLICK WAX



2 Ultimate Choices

MODERN MULTI-FUNCTIONS LUBRICANT SPRAY

MINIMIZE FRICTIONS UP TO 70%



- 25x lesser wear compared to conventional lubricant
- 3x longer protection (SLICKER), 5-10x longer protection (SLICKWAX)
- Very effective to remove squeak and heat caused by metal to metal contact
- Eliminates energy usage (electricity or fuel consumption), mechanism works lighter , more power ful & faster
- Extends tools life
- Multi-functions, 1 product for many applications
- Dissolves slight rust, used oil and tough stain
- High resistance against rust & corrosion (especially SLICK WAX)

(*Independent lab test results not a guarantee for every applications. Consumers are advised to do consultation or test before applications).



Nano Ionic Bond Lubricant is super slippery lubricant which will cover metal surface, form strong covalent bond, protect metal against wear caused by friction, micro pitting, corrosion & oxidation.

Nano Ionic Bond Lubricant is pure lubricant, does not contain PTFE, Silicone, Teflon, other corrosive chemical & also solids lubricant such as Moly (MoS₂), Boron Nitrite, Tungsten or Graphite. Does not clog oil filters as it is purely lubricant.

WATCH THE DEMO, COMPARE THE RESULTS!

FALEX WEAR TEST



Choose that best fits your need

SLICKER

Ultra-thin/light/semi-dry (non-sticky) lubricant, gives very fast & light penetration, very suitable for narrow gaps area.

Such as: door hinges, open / lubricate jammed bolts & nuts (prevents thread of a screw damage), wiper mechanism, locks, robot mechanism, weapons, switches, fishing equipments, & lubrication that needs high speed, such as toys motor (mini 4WD, mini helicopter, etc)



Solvent cleaner contained is able to dissolve slight rust, cleans deposit, carbon, used oil dirt on bicycle, motorcycle chain, sprocket, spareparts, etc.

SLICK WAX

New technology wax, also functions as anti-rust & corrosion, making SLICK WAX gives longer lubrication 5-10x compared to light lubricant when applied in open air because wax will functions as "protection jacket" that will make lubricant "stays in place", will not easily dried and repel water/moist.

Because of its modern wax, SLICK WAX is viscous and will not easily dried, more suitable for open air, frequent water contacts, or higher rust protection required of lubrication.

Such as: bushings, car door hinges, doors (pint & joint on rolling door, folding gate), chains (bicycle, motorcycle, industrial, marine, heavy equipment), mechanical dish, bearings, steel cable/sling, springs, gears, etc.



Everyone knows about it, and accepts it,
BUT IT DOESN'T HAVE TO BE THAT WAY!

The problem is RUST.

Rust is a chemical reaction that takes place whenever water and/or humidity and metal comes in contact. When this happens, the oxygen in the water or humidity steals electrons from the iron, making it unstable. The unstable molecules then bond to other molecules and then through chemical reaction the iron turns to rust. Salt in the water accelerates this process.

People and companies have come to accept rust. Why? One reason is that it is such a part of life that no one questions it, or understands it. We've come to accept the high maintenance price we pay and shorter life expectancies on our equipment. Businesses budget and prepare for accelerated deterioration of all their equipment. All of this costs us more money just to keep our operations going on. There is just nothing that can be done, right? Wrong!

There are some things that can be done to fight rust
and PRIMO gives the solutions for your rust & scale problems.

RUST STOPPER

- Rust killer by way of converting rust into a permanent black layer of anti-rust
- Easy to use: Dip, Brush or Spray.
- No harsh odour



Suitable for use on severely rusted metal where rust had penetrated into iron structure that's impossible to be eliminated but only by "killing" the rust so metal can be re-painted.

How to use:

Pour RUST STOPPER to a empty container each application, keep the liquid left in packaging is not contaminated

1. Before treating, clean first metal surface from rust & old paint, mask with wire brush, coarse sandpaper or other abrasive tools
2. Shake bottle and pour a little into plastic container. Do not use metal container because RUST STOPPER can immediately react
3. Cover metal surface with RUST STOPPER
4. Metal surface will change to black color after 15 minutes. It's always advisable to brush a second layer of RUST STOPPER 10 minutes after the first layer
5. In areas with high humidity, top layer will reduce the risk of peeling/dissolving. Paint surface within 24 hours after coating with RUST STOPPER
6. Immediately wash the brush with water after use

Packaging: Bottle of 1 L & 250 ml



RUST BUSTER

Rust & Concrete Dissolver
Dissolves rust, concrete & water crust

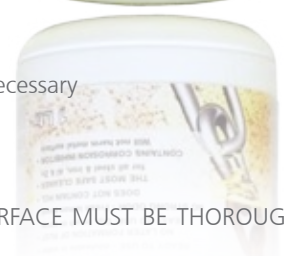


- Ready to use - diluteable in water
- No later formation of rust
- Easy to Use: Dip, brush or spray
- No strong Odor - Fresh lemon scent
- Does not contain HCL
- The most safe cleaner for all steel & iron, Al & Zn
- Contains corrosion inhibitor
- Will not harm metal surface



Applications:

RUST BUSTER is a liquid concentrate to dissolve rust, corrosion, concrete & water crust, also functions as metal conditioner & cleaner. Formulated specially for cleaning metal from rust, concrete and water crust while forming a film coating to protect metal against later formation of rust and prepare metal surface for painting.



DIRECTIONS FOR USE ON RUSTED METAL

1. Remove dust with a soft wire brush
2. RUST BUSTER can be used with: dipping, brushing or spraying methods
3. Let the liquid stands for about 10-15 minutes depending on severity of rust on surface. Use brush if necessary
4. Flush with warm water after cleaning. Repeat process if rust persists

DIRECTIONS FOR USE ON CONCRETE

1. Apply directly to the area to be cleaned with a brush or pump-up type sprayer THE CONCRETE SURFACE MUST BE THOROUGHLY SATURATED
2. Allow the liquid remains on the concrete until the cement matrix becomes soft to the touch. The minimum recommended time is 20 minutes but treated concrete may be left to react overnight. The product will continue to attack the cement matrix even after the foaming action has subsided
3. After the concrete has softened, apply an additional application and allow this to remain on the surface for approximately 10 minutes
4. Remove concrete with a scraper. If additional concrete remains, subsequent applications may be necessary. The final application may be removed by power washing. Concrete buildup of 1/4" (6 mm) or more will require multiple applications
5. If treated concrete will set overnight, apply additional RUST BUSTER the next morning to re-soften the concrete. Leave the fresh application on 10 to 15 minutes. Then, remove softened concrete as stated above. Clean tools and equipment with soap and water

Packaging: Pail 25 L & 5 L, 1 L Bottle

RUST PROTEX

Rust Protection - Waterproof Lubricant

Suitable for lubricating rubbed metal in damp areas & where rust easily formed, leaves ANTI-WEAR & RUST RESISTANT WAX FILM not easily dried – provides much longer protection compared to other products.



Applications:

Door hinges, folding gate driver, keys, bicycle/motorcycle chain, dish antenna driver mechanism, steel cables, also provides anti-rust protecting coat for spare parts during storage or shipment, especially by sea.



Packaging: Aerosol Can 400 mL & 270 mL

ZINC COAT

ZINC RICH COLD - GALVANIZING COMPOUND

- Long term rust & corrosion protection with 93% pure zinc
- Fast-drying in 15 minutes
- Dry & smooth coating - will not attract dirt & dust neither crack or split even when deliberately flexed
- Heat resistance up to 450°C



Applications:

Recommended for use on most unpainted metal surfaces, new, bare or slightly rusted steel surfaces, welded joints, guard rails, metal chain fences, gutters, bridges, TV towers, pipes, refinery piping, heavy equipment, damaged galvanized surfaces and wrought iron. It is ideal for industrial applications in the automobiles, structural steel, aviation, marine equipment, farm equipment, petroleum, highway work, power plants, refineries and more manufacturing fields. The products are intended for small areas or touch-up repairs.



Packaging: Aerosol Can 400 mL



AUROCARE

A new easy solution!

to get clean, healthy,
fresh & comfortable car




BLACK SHINE

TYRE CLEANER, POLISHER & PROTECTOR with MAGIC FOAMING ACTION + UV Protection Quickly Dissolves Stain & Dirt

- Liquid cleaner & polisher for tires / rubber with UV light protection & anti-static properties that make dirt & dust difficult to re-adhered.
- Keeps tires/rubber elasticity, long lasting with elastic Wax coating, repels water & dirt

How to use:



1. Rinse and dry tyres
2. Shake BLACK SHINE first before use
3. Spray directly onto tyre surface
4. Allow foam to dry for 15 minutes before driving car

Packaging: Aerosol Can 500 mL, 250 Bottle, 60 mL Spray Bottle



TURBO WASH & WAX

CAR SHAMPOO + CARNAUBA WAX

Car shampoo with Carnauba Wax

HIGH concentration, dissolves oil, grease, stains & adhered dust

- Economical, rich soft foam, cleaner and clean longer with wax content
- Environmentally safe, Biodegradable-Environment Friendly
- Gentle on skin, safer to use even by female but extra powerful cleaning power
- Does not contain caustics and does not have acid characteristic
- Fresh fragrance



How to use:

1. Always wash your vehicle when surface is cool
2. Mix 10-15 mL to 5 Liters of water into a clean wash bucket. Ensure it's well mixed.
3. Rinse the tires first
4. Apply with a sponge
5. Start washing from the top of the car down, and rinse car as often as possible
6. Do not let soapy water to dry on painted surface
7. Rinse thoroughly with clean water and dry with chamois

Packaging: Pail 20 L, Jerrycan 4 L, Bottle 1 L & 250 mL

QUICK SHINE

LIQUID Car Wax with Carnauba Wax & Polymer Technology

Cleans - Shines - Protects

- For all types of paint, including new cars with clear coat, metallic and ordinary paint. Safe for plastic, chrome, fiber, vinyl, leather and rubber materials.
- Latest Formula of polish and paint surface protection against heat & rain, UV light and oxidation, longer shine with CARNAUBA WAX and UNIQUE POLYMER layer that makes WATER SHEETING & ANTI-RESOILING surface, water will not easily stick and adhered dirt / stains easy to clean
- Contains Anti-Static Acrylic Polymer material that makes dust not easily adhered. Removes dirt, oil, thin scratches, shines car body
- Does not contain abrasive material, will not damage/remove paint.



How to use:

1. Wash with PRIMO CAR SHAMPOO and dry the vehicle
2. Shake well & pour PRIMO QUICK SHINE onto a clean dry cloth/sponge
3. Spread thinly and evenly in a circular motion, allow dry to a haze
4. Wipe off with clean soft cloth, tuning it frequently for brighter shine and outstanding gloss
5. Wash brushes with water immediately after used

* It's advised to use PRIMO POLISHING COMPOUND for old dull looking paintwork or to remove swirl, stubborn stain & minor scratches

Packaging: 250 mL Bottle



QUICK SHINE *(motorcycle)*

CLEANS - SHINES - PROTECTS
with NEW Polymer Technology

Silicone with new acrylic based polymer technology equipped formula, effectively shines & protects entire surface of motorcycle made from painted or chromed metal, plastic, rubber, leather, fiber & vinyl, such as: gas tank, exhaust pipe, handlebar, wings, fenders, lights panel, machinery, box, tires, wheels, shock breaker, etc.



How to use:

1. Wash and dry motorcycle surface
2. Shake bottle well before use
3. Spread thinly & evenly in a circular motion on entire surface
4. Rub with dry cloth to clean & polish
5. Use regularly for motorcycle to be always shiny & well maintained

Caution: : Not advised for use on seats & pedals, might be dangerous because they become slippery.

Packaging: 250 mL Bottle & 100 mL Spray Bottle



POWERMAXI YOUR ENGINE!

METAL TREATMENT CONCENTRATED ADDITIVE MINIMIZES FRICTIONS UP TO 70%

The Most Advanced "State Of The Art" NANO IONIC BOND (NIB)

NIB active molecule forms ionic covalent bond & super slippery surface which "stays in place" on metal surface which minimizes friction up to 70% also protects metal against friction, micro pitting corrosion & wear, with benefits:

- Minimizes wear drastically at engine "Start-Up" and while engine is working
- Increases engine performance (HP) up to 9% *
- Reduces engine noise
- Prolongs engine & oil life 2-3 times
- Decreases fuel consumption 7-10% *
- Reduces operating temperature
- = Reduces oxidation = Cleaner engine

(*Independent lab test results not a guarantee for every applications. Consumers are advised to do consultation or test before applications).

POWERMAXI does not contain PTFE, Silicone, Teflon, other corrosive chemical & also solids lubricant such as Moly (MoS₂), Boron Nitrite, Tungsten or Graphite. Does not clog oil filters as it is purely lubricant.




Packaging: Bottle 250 mL
*provides on-site mixing service in Pail (18.9 L) packaging

Also available PRIMO Oil & Grease (transportation, industrial & marine) with Nano Ionic Bond (NIB) technology

FALEX WEAR TEST



ENGINE OIL
EXTREME WEAR
at 4 Loads

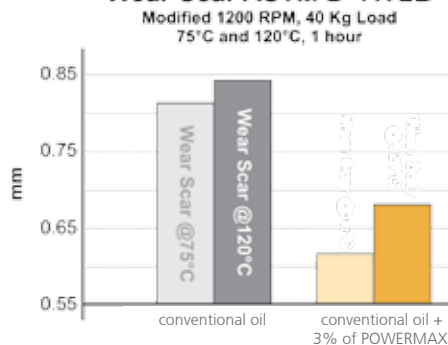


ENGINE OIL
+ 5% **POWERMAXI**
ALMOST ZERO WEAR
at 12 Loads

TEST FOR ENGINE OIL QUALITY

Distance	0 Km	5.000 Km	5.000 Km	10.000 Km
Difference	New Engine Oil		E. Oil without POWER MAXI	
TAN (mg/g)	1.48	1.41	1.65	1.88
Viscosity 40°C cst	86.9	81	89	96.1
Viscosity 100°C cst	13.3	12.4	19.8	13.3
TBN	8.6	8.6	5.4	7.6
Specific Gravity	0.873	0.886	0.989	0.896
Viscosity Indeks (VI)	154.2	150.2	120.8	137.6
Flash Point	208	200	206	208

Wear Scar ASTM D-4172B



Adding POWER MAXI to engine oil is extra ordinarily increasing oil value & stability, i.e. after 5,000 and even 10,000 Km oil viscosity becomes much more stable & almost no change even in heat test at 100°C. Viscosity Index becomes much more stable, oil molecules & film continuously protecting better at high temperature compared with oil without POWER MAXI. TBN becomes more stable (particularly in diesel engines) with increased ability to withstand acidity as a result of diesel fuel with high sulfur content. Simultaneously inhibits production of sludge that hinders efficiency of engine performance. Those are proofs that POWER MAXI additive package provides amazing results.

Oil Type	Cylinder Pressure & Relative RPM	Total Cylinder						Average
		1	2	3	4	5	6	
Original Engine Oil	Cylinder Pressure	0,80	0,76	0,79	0,76	0,75	0,76	0,77
	Operational Speed	181	181	178	186	181	187	182
Oil Temperature During Test at 70 °C								
Engine Oil + NIB Metal Treatment	Cylinder Pressure	0,80	0,76	0,79	0,76	0,75	0,76	0,77
	Operational Speed	211	190	193	190	191	192	198

COMPARISON TABLE OF CYLINDER PRESSURE & RELATIVE RPM

Average operational speed of engine with POWER MAXI added to engine oil is increased to 198 while without POWER MAXI is only 182. A proof that POWER MAXI is able to decrease coefficient of friction resulting in smoother & softer upward & downward movement of pistons with lesser friction - increase engine's rotation (RPM) & operational speed.


(*Independent lab test results not a guarantee for every applications. Consumers are advised to do consultation or test before applications).

How to use:

Add POWERMAXI:

3-5% to oil*, or max. 5% to grease.

*) Applications: engine, gear, hydraulic, compressor, turbine, chain & sprocket, rock drilling, slide way, machine tool, printing & paper machine & equipment, metal working fluid, concrete form, steam cylinder, wire rope & cable, open gear armament, robotic, grease, other wax & lubricant additive.



Blend completely by mixing & stirring lightly. Easily blended with synthetic & mineral oils. by light stirring. For bigger package (i.e. drum) stirring by simple mixer tool for ±10 minutes is recommended.


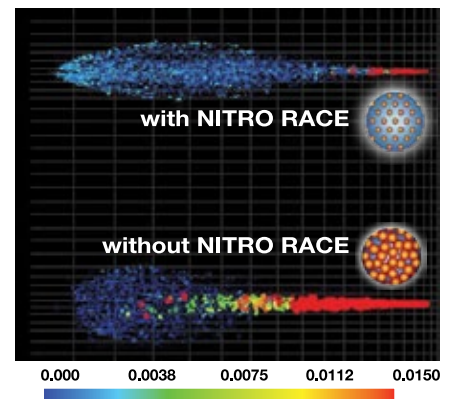




The Most Advanced Nitroparaffinic Racing Formula
Complete Fuel Booster & Conditioner - Add to Gasoline & Diesel Fuel

- Improves power (Hp)
- Saves 15-20% fuel.* (*Independent lab test results).
 More concentrated fuel burned - Increases perfect combustion
- Increases octane while reduces the need for high octane fuel
- Reduces harmful hydrocarbon emissions up to 60%*
 (*Independent test lab results)
- CLEANING FORMULA within engine system
- Reduces black smoke in diesel engines
- Extend durability of engine & fuel system
- Safe for engine system*

* Does not contain metal octane booster MMT (= Methyl Cyclopentadienyl Manganese Tricarbonyl) that causes emission issue and can damage new cars equipped with OBD-II, with Oxygen Sensor and Catalytic Converter. O2S and CAT can easily damaged)



How to use :

Add to:

GASOLINE: 1 bottle (500 ml) for 60 to 120 L

DIESEL FUEL: 1 bottle (500 ml) for 120 to 500 L

Packaging: Bottle Can 500 mL, 100 mL



TURBO CARB

CARBURETOR & INJECTOR CLEANER

FAST & POWERFUL with new formula & SPRAY gun

- For automatic choke, linkage, throat, PVC valve, intake valve & combustion chamber, also for engine surface, spare parts and during engine overhaul to remove sludge, grease, gum, varnish, carbon
- Improves engine performance & acceleration, reduces fuel consumption and exhaust gas emissions. Recommended for use every 5,000 to 6,000 km
- CFC-Free - Ozone Friendly


Note: Be careful! Strong liquid. Do not spill on painted surface, rubber and certain plastics. Immediately wipe to dry if spilled & rinse with water.

How to use:

1. Carburetor & linkage: with engine turned off, remove air filter & spray entire carburetor outer surface, including rod & choke linkage. Leave for about 1 minute, repeat spraying to rinse off all dirt, grease & deposit.
2. Automatic choke: with engine turned off, spray both ends of choke valve while opening & closing by hand. Spray vacuum cylinder to remove dirt & gums.
3. PCV valve: with engine turned off, remove PCV valve at the crankcase end, insert tip of can into open end of valve and spray while moving the valve. Start engine & repeat spraying to clean off all dirt.
4. Carburetor throat & throttle plate: with engine running, spray all inner parts of carburetor throat to remove adhered deposit / dirt within throttle plate area & other parts.

It is recommended to work out cleaning process in open and well ventilated area. Avoid contact with painted surfaces, rubber, plastics, car body. If occurred, immediately wipe with clean & dry cloth. During application, it is normal if engine turns unstable and there's white smoke from the exhaust.

Packaging: 500 ml Aerosol Can





BRAKE & PART CLEANER

Liquid solvent cleaner for braking system

- Cleans system from used brake fluid, oil, grease, dust and dirt caused by braking that can make wear, squeaky noise and jam
- Fast evaporation without residue. Dissolves oily dirt, grease, oil, varnish, crust, carbon, dust, glue, etc
- Does not contain chlorine. CFC-Free - Ozone Friendly
- Easy for use in aerosol can packaging

How to use:

1. Shake before use. Use with or without extension tube & spray directly into brake parts
2. Repeat application if necessary until all surface cleaned
3. Repeat application periodically for routine maintenance

Packaging: 500 ml Aerosol Can

ENGINE & PART CLEANER & DEGREASER

Engine surface & spare part cleaner

- Safer for plastics, rubber, seals than any other solvent
- Fast evaporation without residue. Dissolves oily dirt, grease, oil, varnish, crust, carbon, dust, glue, etc.
- Does not contain chlorine. CFC-Free - Ozone Friendly
- Easy for use in aerosol can packaging

How to use:

1. Shake before use
2. Use with or without extension tube & spray directly to engine parts
3. Repeat applications as necessary until all surface lubricated
4. Repeat application periodically for routine maintenance

Packaging: 500 ml Aerosol Can



BELT DRESSING

- Special formula to enhance belt grip, extends belt endurance, prevents belt slip, eliminates creaking noise due to belt slip as fan rotates
- Does not contain hazardous substances, will not damage rubber & belt layers

How to use:

1. Spray evenly on belt surface (can be done with belt running).
2. Leave for a few moment, let fluid to perfectly stick on belts
3. One spray is enough for each belt points

Packaging: 400 ml Aerosol Can



BATTERY PROTECTOR

SUPER Anti-Rust + Wax

- Protection formula for battery poles & cables from the danger of humidity, corrosion, rust, & oxidation that inhibit battery & cable electric conducting performance. Extends battery life
- EXTRA ORDINARY PROTECTION AGAINST rust + 3-5X more durable than similar products, with unique elastic Wax, inhibits water and moisture, not easily dried
- Also used as anti-rust protection for cable & spare part during storage or shipment in order to keep from the danger of corrosion & rust. Easily cleaned with solvent (kerosene, gasoline) or detergent for dissolving oil / fat

How to use:

1. Clean battery poles from crust, rust & other dirt with LUBE 10, help with brushing if needed.
2. Spray battery poles & bare cables evenly
3. Leave for a moment for layer of wax formed to cover battery poles



Packaging: Aerosol Can 400 mL



BRAKE FLUID HD 3 & 4

- Heavy duty brake fluid recommended for use on ABS, vehicle hydraulic system, disc & drum brake systems where the use of brake fluid is recommended.
- High boiling point, providing extra safe operation for high-powered modern vehicles. Meet the specifications: DOT 3 & DOT 4, SAE J 1703, ISO 4925 & FMVSS 116.

How to use:

1. Follow instruction manual recommended by OEM for adding brake fluid
2. Clean main cylinder before draining, fill with BRAKE FLUID HD until 1/2 inch from top
3. Once filled full with brake fluid, bleed trapped air from brake system
4. Check fluid level once a month.

For best result, check brake fluid condition using refractometer every 6 months. Refill with BRAKE FLUID HD every 6 or 12 months
IMPORTANT! DO NOT use mineral oil, gasoline or kerosene to clean brake systems and components. **DO NOT** re-use brake fluid drained from bleeding operation.

Packaging: Bottle 1 L, 300 mL 50 mL (for motorcycle)





RAD - COOL (concentrate, 10, 30, 50)

Radiator Coolant, Lubricants, Anti-Rust & Anti-Scale (Complete Formula)

- Special formulations: Glycol, anti-rust & corrosion, anti crust, Lubricants.
- Avoids "over-heating" when engine is hot by increasing boiling point > 100 ° C.
- As lubricant for water pump, more durable system, clean, free from rust & crust, and anti-heat.
- Safe for aluminum and all types of metals.



RAD-COOL is available in:

1. RAD-COOL CONCENTRATE (packaging: bottle 1 L): Mix with water, not more than 70: 30 ratio (it's recommended to mix it with de-mineralized water*, DO NOT mix with hard water)

2. RAD-COOL 50 (packaging: Jerrycan 5 L): Ready for use, no need to add water, with 50% concentration. Designed to meet & exceed radiator OEM's requirements, especially for European & American cars also high powered engine sport cars

3. RAD-COOL 30 (packaging: Jerrycan 5 L): Ready for use, no need to add water, with 30% concentration. Designed to meet & exceed radiator OEM's requirements, especially for medium-powered engine cars, such as Korean & Japanese cars. Also suitable for motorcycles with cooling system, such as Honda, Yamaha, Suzuki, Kawasaki

4. RAD-COOL 10 (packaging: Jerrycan 5 L): Ready for use, no need to add water, with 15% concentration. Designed for anti-rust & scale, and cooling system maintenance of low to medium powered engine cars, such as Korean & Japanese cars.

How to use:

1. DEPLETION: DO NOT open radiator cap when engine is hot. Open drain valve at the bottom of radiator (do not open by force to prevent valve damage). Dispose used radiator fluid in accordance with local regulations.

2. RINSING: Rinse radiator with PRIMO RADIATOR FLUSH will help clean cooling system. Fill radiator with PRIMO RADIATOR FLUSH and turn engine on with heater position in "high". Let engine run until normal operation, then turn off engine and drain radiator content. Fill radiator with *de-mineralized water** and turn on engine with heater in "high" position. Let engine run until normal operation, turn off engine and drain radiator contents again

3. FILL WITH RAD-COOL: Check your vehicle manual to find out cooling system capacity. Fill radiator with the amount according to protection table. Do not fill more than maximum capacity

*De-mineralized water is mostly free of particles and dissolved substances. Normal conductivity <0.2 µS / cm, sourced from drinking water or hard water that has undergone removal process of mineral content in water, commonly used as processing water in chemical processes as well as boiler feed water in power generation.

RAD – FLUSH

RADIATOR CLEANER

- Cleans inside wall of radiator from rust, scale, clogging dirt, makes fluent water circulation
- Will not damage metal, aluminum, and rubber
- Recommendation: regular use of RAD-FLUSH every 6 -12 months will help cooling system works maximally, then fill with RAD-COOL according to usage instructions



How to use:

1. Flush radiator. Fill with clean water is which already mixed with RAD FLUSH
3. Turn on engine and let idle for 5 minutes until normal operations.
4. Turn engine off, drain radiator, fill with clean water for flushing.
5. Turn on engine & let idle for 5 minutes for water to circulate
6. Drain radiator and tighten drain plug. Radiator is now ready to be filled with RAD-COOL in accordance with at recommended radiator capacity

Packaging: 300 mL Bottle



SUPER ENGINE FLUSH

Oil System Treatment

Dissolve & disperse harmful sludges and deposits formed in the crankcase, cylinder walls, valves, valve lifters, rocker arms, pistons & rings of an internal combustion engine. Contains corrosion inhibitor making it non-corrosive & safe for all types of metal. When used as directed, it cleans & restores operating efficiency for improved ability of new oil to lubricate, horsepower, fuel economy & performance.

- Removes harmful sludges & deposits
- Non-corrosive - safe for all metal
- Improves ability of new oil to lubricate

How to use:

1) FLUSH: To quickly clean residual sludge and engine deposits, it is recommended to change the oil filter and add SUPER ENGINE FLUSH about 10% of the oil capacity. Do not overfill the crankcase. Turn on the engine and let it Idle for 10 to 15 minutes, then immediately drain the old oil and flush when the oil is still warm.

2) CHANGE PART: Remove the old oil filter and replace it with a new oil filter. It's advised to replace your air filter with a new one for better captures dirt, holds more dirt and allows better air flow than old air filters ~ improve engine performance & help engines last longer.

3) POUR: Fill the engine's crankcase with PRIMO Synthetic Motor Oil of the viscosity grade recommended by your vehicle's manufacturer. PRIMO Synthetic Motor Oils are highly resistant to oxidation and provide exceptional detergent/dispersant properties, helping keep your engine free of further sludge and varnish build-up.

Packaging: 500 mL Bottle Can





HEMOCARE

A new easy solution!
to get clean, healthy,
fresh & comfortable house





OVEN & GRILL CLEANER

An alkaline foaming oven cleaner in aerosol can (easy for use) for cleaning warm and cold ovens, grills, stove, burners, rotisseries, cookware.

Designed with powerful cleaning action for cleaning on Stainless Steel ovens, oven windows, oven racks, broiler pan and non-Aluminum barbeque grills.

It is effectively soften hard, black grime and remove tough back-on grease. Easy for Use - Spray on and wipe off, or use as an overnight soak.

- High foaming liquid! Clings to oven walls
- Ultra Concentrated Formula! Powerful cleaning action
- Works on ceramic & stainless steel surfaces
- Safe for most porcelain & glass cookware

How to use:

1. Shake can well before and during use
2. Place a newspaper under the oven door to protect the floor. Put paper towels between bottom of oven and oven door to prevent drip page. Keep spray drippings away from pilot lights, electrical connections, switches, receptacles, thermostats, elements, light bulbs & other surfaces that may be harmed
3. Remove oven racks and clean separately
4. For fast cleaning process, preheat oven for temperature not higher than 80°C then turn off
5. Hold can 15-20 cm from surface, spray area until covered with white foam. Let foam work 5-10 minutes
6. Wipe surface with wet cloth or sponge. Repeat the process for tough heavily dirt
7. Rinse all tools with plenty of water until the surface turns not slippery anymore (neutralized) before use/store

WARNING! High cleaning power. Not for use to clean wood, rubber, or painted surfaces. Keep out of reach of children. Avoid contact with eyes and skin. In case of eye contact, flush thoroughly with plenty of water, get medical attention. Wash hands thoroughly after use.


Packaging: Aerosol Can 500 mL



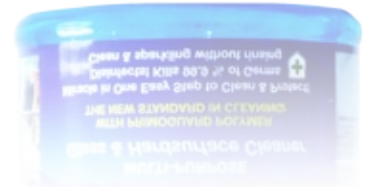


CRYSTAL CLEAR GLASS & HARD-SURFACE CLEANER & PROTECTOR

Glass & hardsurface cleaner with anti-bacteria & protecting polymer

- Disinfects! Kills 99.9 % of germs*) 
- Easy for Use! Just SPRAY & WIPE without rinsing
- Ammonia Free - Leaves healthy & pleasant odor
- Easily evaporates - no sticky residue left to attract dirt
- CFC Free - Biodegradable, Environmentally Friendly

*) Independent lab test result. Bacteria: *Pseudomonas aeruginosa*, *Staphylococcus aureus*, *Salmonella choleraesuis*, *Streptococcus faecalis*, *Escherichia coli* 0157:H7, Methicillin & Gentamycin Resistant *Staphylococcus aureus* (MRSA & GRSA), Vancomycin Resistant *Enterococcus faecium* (VRE), Vancomycin Intermediate Resistant *Staphylococcus aureus* (VISA), Penicilin Resistant *Streptococcus pneumoniae* (PRSP). Viruses: HIV-1 (AIDS virus), Hepatitis A Virus (HAV), Herpes Simplex Type 1, Herpes Simplex Type 2



MULTI-FUNCTIONS, effectively removes stains caused by juice, foods, pets, finger prints, dirt, exhaust, oils on hard surfaces including glasses, windows, mirrors, tables, toilet seats, computers, ceramics, porcelains, tiles, stainless steel, chrome, plastic, fiber, etc

How to use:

1. Turn the sprayer tip from "Off" to "Spray"
2. Spray evenly until surface covered with the liquid
3. For best results, let liquid works for 30-60 seconds
4. Wipe surface with dry cloth until the surface turns clear


Packaging: Spray Bottle 500 mL, Bottle 1 L, Jerrican 5 L



CRYSTAL CLEAR KITCHEN CLEANER

Kitchen cleaner with disinfectant and protecting polymer.

Removes oil, grease, grime, & tough stains while protecting surfaces of dining tables, kitchen utensils (stoves, tables), kitchen cabinets, kitchen floor & wall soiled by spills of oil, grime, food and crusts.

- Disinfects! Kills 99.9% of germs*) 
- Easy for Use! Just SPRAY & WIPE without rinsing
- With odor absorbent & essential oil
Removes bad odour & leaves healthy & pleasant odor
- With PRIMOGUARD Polymer. Water-repellent & anti-soiling,
easier to wipe away most spills
- CFC Free - Biodegradable, environmentally friendly

*) Independent lab test result. Bacteria: *Pseudomonas aeruginosa*, *Staphylococcus aureus*, *Salmonella choleraesuis*, *Streptococcus faecalis*, *Escherichia coli* 0157:H7, Methicillin & Gentamycin Resistant *Staphylococcus aureus* (MRSA & GRSA), Vancomycin Resistant *Enterococcus faecium* (VRE), Vancomycin Intermediate Resistant *Staphylococcus aureus* (VISA), Penicilin Resistant *Streptococcus pneumoniae* (PRSP). Viruses: HIV-1 (AIDS virus), Hepatitis A Virus (HAV), Herpes Simplex Type 1, Herpes Simplex Type 2

How to use:

Ready-to-use, can be diluted with water 1:1-3

1. Turn the sprayer tip from "Off" to "Spray"
2. Spray evenly until surface covered with the liquid
For best results, let liquid works for 30-60 seconds
4. For tough stains, use soft brush or used tooth brush
5. Wipe surface with dry cloth until clear


Packaging: Spray Bottle 500 mL, Bottle 1 L, Jerrican 5 L





PORKLIN

Anti-Bacterial Cleaner for: bathroom, toilet, kitchen, porcelain & ceramic
Concentrated formula! More powerful & economical

Disinfects! Kills 99.9% of germs* 

**) Independent lab test result. Bacteria: Pseudomonas aeruginosa, Staphylococcus aureus, Salmonella choleraesuis, Streptococcus faecalis, Escherichia coli O157:H7, Methicillin & Gentamycin Resistant Staphylococcus aureus (MRSA & GRSA), Vancomycin Resistant Enterococcus faecium (VRE), Vancomycin Intermediate Resistant Staphylococcus aureus (VISA), Penicillin Resistant Streptococcus pneumoniae (PRSP). Viruses: HIV-1 (AIDS virus), Hepatitis A Virus (HAV), Herpes Simplex Type 1, Herpes Simplex Type 2*



- Dissolves & deeply cleans tough stains, organic soil & eliminates rust, lime, hard water & uric acid deposits from hard & non-porous surfaces such as toilets bowl, urinal, tanks, shower stalls, porcelain & ceramic surfaces.
- Easy to apply, within a short time the surface becomes as clean as new
- Does not damage plumbing & fixtures
- Contains corrosion inhibitors
- With a long lasting fresh FRUITY Scent

How to use:



1. Pour to small plastic container.



2. Wet the brush and apply to the surface. Let the liquid stands for 3-5 minutes before brushing the surface thoroughly. Rinse the surface with plenty of water while keep brushing until the surface turns clean and not slippery anymore (neutralized from PORKLIN liquid). Repeat process if stains persist.



3. Also rinse the brush with plenty of water after used.



Caution: This product is a powerful concentrated cleaner, use according to instructions.

Packaging: 25 L Pail, 5 L Jerrycan, 1 L Bottle



SUPER DRAIN OPENER (Concentrated)

Liquid drain opener with clog specific formulation.

- Double Action! Clears clogged drains and dissolves grease in minutes
- Safe for most pipes & septic system
- Contains corrosion inhibitor
- Clears bad odor



Applications:

Devised to dissolve hair, cotton, paper, lime scale build up, most organic matters including cigarette butts, tampons, grease, toilet paper, rags, hair & coffee grounds, & some inorganic matters or food particles that stop up kitchen sinks or tub & shower drains. Aids in neutralizing alkalis caused by soaps & detergents.

Used in toilets, sinks, water fountains, urinals, & all drains less than 4 inches diameter.



How to use:

FOR COMPLETELY CLOGGED DRAINS:

Remove any standing water, DO NOT pour if a lot of stagnant water is still on the surface. Pour 570 grams (one bottle) of DRAIN FORCE into drain. Allow to stand 15 minutes, then slowly run water. Its denser-than-water, formula travels straight to the clog to begin working instantly. If drain is still clogged, repeat this process. Do not use hot water!

FOR PARTIALLY CLOGGED (SLOW) DRAINS:

Pour 250-300 grams (half bottle) of DRAIN FORCE & allow to stand 5 minutes. Repeat this procedure. Flush several times. Do not allow product to stand in porcelain fixtures as it may cause etching.

Advised to be used regularly for maintenance treatment ~ prevents repetitive drain stoppages.

EXTREMELY DANGEROUS! Use with gloves and goggles. Avoid to splash into the face and eyes - cause burns to the eyes. Cause heat when mix with water. **DANGER & POISON:** Harmful or fatal if swallowed. Do not mix with other drain cleaners. Do not store or mixed with other household chemicals.

Packaging: Bottle 1.8 Kgs, Bottle 570 grams



CRYSTAL CLEAR LCD & OPTICAL LENS CLEANER

Soft & clear as water cleaning formula for cleansing soils and finger prints on LCD screens, optical lenses, eyeglasses, Computer's Disc & Head, TV, plasma TV, CD, VCD, DVD, etc.

Multipurpose, can be used also for cleaning casings of electronic equipments made from glass, plastics, rubber, leather, metal, fiber; leaves no stain.


- Environmentally friendly formula, non-toxic
- Anti-bacterial cleaner: effectively stops spreading of germs
- Anti-static: resists finger printing, reduces surface abrasion & extends LCD screen life
- FREE from: Ammonia, acetone, ethyl alcohol, toluene, ethyl acid, methyl chloride

How to use:

1. Turn the monitor off
2. Spray *CRYSTAL CLEAR* LCD & OPTICAL LENS CLEANER on the micro-fiber cloth (never spray liquid directly onto the LCD screen)
3. Gently move the wet cloth in just one direction - from top to bottom


Packaging: Bottle spray 60 mL





Keeping your hands clean is one of the most effective things you can do to prevent the spread of disease caused by germ & virus

ANTI-BACTERIAL HANDSOAP

**Hand cleaning formula rich with foam + Anti-Bacteria + Skin Conditioner
Kills 99.9%* of most common germs that may cause illness** 
Effectively kills & stops spreading of germs and bacteria*

*) Independent lab test result. Bacteria: *Pseudomonas aeruginosa*, *Staphylococcus aureus*, *Salmonella choleraesuis*, *Streptococcus faecalis*, *Escherichia coli* 0157:H7, *Methicillin & Gentamycin Resistant Staphylococcus aureus (MRSA & GRSA)*, *Vancomycin Resistant Enterococcus faecium (VRE)*, *Vancomycin Intermediate Resistant Staphylococcus aureus (VISA)*, *Penicillin Resistant Streptococcus pneumoniae (PRSP)*. Viruses: *HIV-1 (AIDS virus)*, *Hepatitis A Virus (HAV)*, *Herpes Simplex Type 1*, *Herpes Simplex Type 2*

- High foaming handsoap
- GENTLE TO HAND - made from finest grade of coconut oil enhanced with exclusive skin care systems to help moisturize hands as it cleans
- Biodegradable - Environmentally Friendly
- Refreshing and long lasting fragrance

How to use:



1. Wet your hands



2. Soap with Anti-Bacterial Handsoap



3. Scrub backs of hands, wrists, between fingers, under fingernails



4. Rinse



5. Dry your hands

Packaging: Jerrycan 4 L, Bottle 1 L, Bottle Pump 500 mL

99.9% kills germs and virus

with moisturizer and vitamin E

Use anytime, anyplace, without WATER

one drop for 3 hours lasting


Instantly cleans

Keeping your hands clean is one of the most effective things you can do to prevent the spread of disease caused by germ & virus

 **Kills 99.9%*** of most common germs that may cause illness



INSTANT STERILE HAND SANITIZER

- Anti-septic liquid hand sanitizer, clear & transparent, waterless, contains 60% of alcohol - immediately sterilizes with anti-bacteria
- Easy to use, pour & wipe evenly on whole skin surface, wipe off with tissue paper/clean cloth to remove any impurities/soils or leave to fast drying
- This rich & luxurious sanitizer is made from the best palm oil enriched with exclusive skin care system that helps moisturize hands while cleansing
- Kills 99.9* of most of most common germs that may cause illness: 

**) Independent lab test result. Bacteria: Pseudomonas aeruginosa, Staphylococcus aureus, Salmonella choleraesuis, Streptococcus faecalis, Escherichia coli 0157:H7, Methicillin & Gentamycin Resistant Staphylococcus aureus (MRSA & GRSA), Vancomycin Resistant Enterococcus faecium (VRE), Vancomycin Intermediate Resistant Staphylococcus aureus (VISA), Penicillin Resistant Streptococcus pneumoniae (PRSP). Viruses: HIV-1 (AIDS virus), Hepatitis A Virus (HAV), Herpes Simplex Type 1, Herpes Simplex Type 2*

How to use:

1. Wet hands thoroughly with PRIMO INSTANT STERILE HAND SANITIZER
2. Briskly rub hands together until dry.

Use minimum twice daily. Supervise children in the use of this product

Packaging: Bottle Pump 500 mL, Bottle Refill 500 mL, 250 mL & 100 mL

